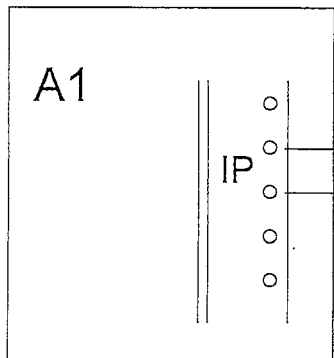
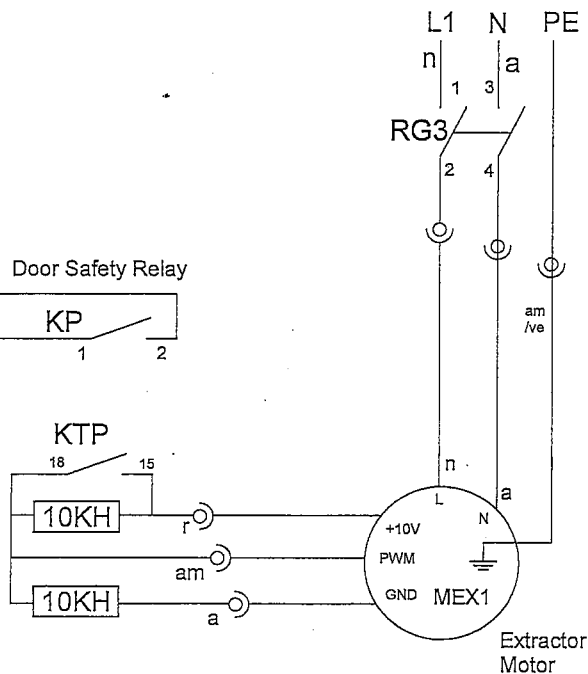


# OVEN

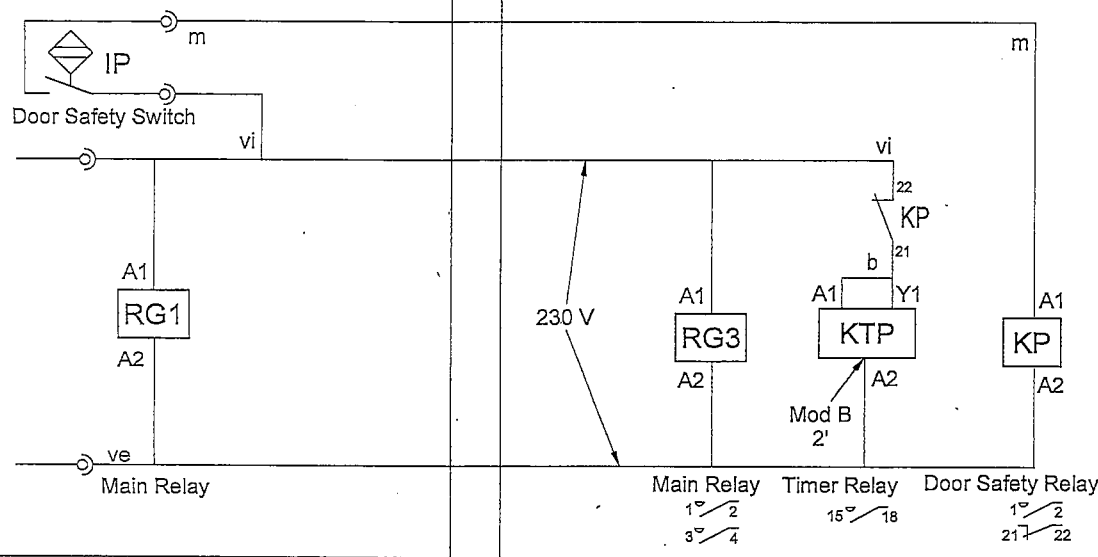


Input/Output Board

# EXTRACTOR HOOD



Extractor Motor



IP : Interruptor Seguridad Puerta  
- Door Safety Switch

KP : Rele Seguridad Puerta  
- Door Safety Relay

RG1, RG3 : Rele General  
- Main Relay

MEX1,2 : Motor extractor  
- Extractor Motor

KTP : Rele Temporizador  
- Timer Relay

A1 : Tarjeta Programador  
- Input/Output Board

10KH : Resistencia  
de 10 KHomios

## COLORCOLORESCOLOUR

- a / BLU Azul - Blue
- am / YEL Amarillo - Yellow
- am ve Amarillo/verde  
Yellow / green
- b / WHT Blanco - White
- g / GRY Gris - Grey
- m / BRN Marrón - Brown
- n / BLK Negro - Black
- na / ORG Naranja - Orange
- r / RED Rojo - Red
- rs / PNK Rosa - Pink
- ve / GRN Verde - Green
- vi / PRP Violeta - Purple

DESIGNED BY:	M.MAILLO
PROPOSED BY:	-
VALIDATED BY:	A.G.
DATE:	08.04.2022

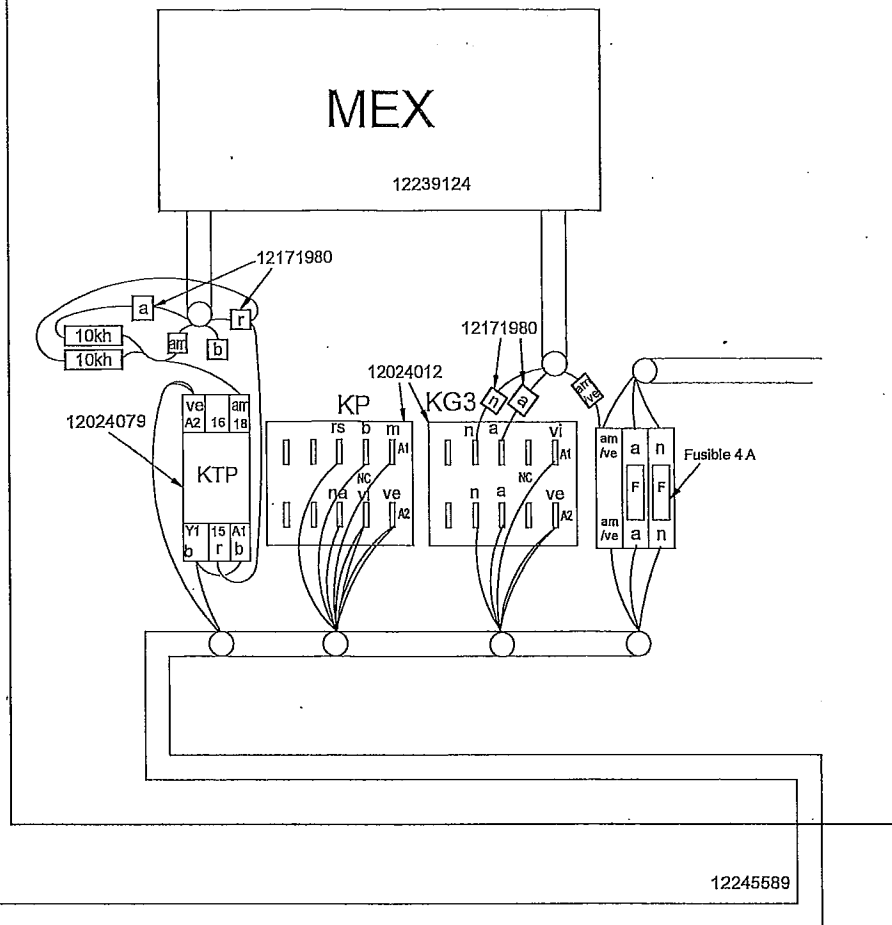
12247817

REVISION

ESQUEMA ELECTRICO CAMPANA	
TITLE	
ISSUE DATE:	

12247817	DESING CENTER:	ONA	ISO 2768-1
CODE	MAT STATUS:		SHEET FORMAT: A4
HORNOS	DOC STATUS:		SHEET: 1 / 2
	TREATMENT		SCALE: 1:1

# EXTRACTOR HOOD



# OVEN

